

User Manual

UH-2X2VW

4K60 HDMI2.0 Video Wall Processor



All Rights Reserved

Version: UH-2X2_2022V1.0


Statement

Thanks for purchasing this product, please read this user manual carefully before using this product. Pictures are shown in this manual for reference only. Different models and specifications are subject to real product.

This manual is only for operation instruction, please contact the local dealer for maintenance assistance. The functions described in this version are updated till October, 2022. In the constant effort to improve our product, we reserve the right to make functions or parameters changes without notice or obligation. Please refer to the dealers for the latest details.

All product function is valid till 2022-10-15.

Trademarks

Product model and logo  are trademarks of U.T.E. electronic GmbH & Co. KG. Any other trademarks mentioned in this manual are acknowledged as the properties of the trademark owner. No part of this publication may be copied or reproduced without the prior written consent.

FCC Statement

This equipment generates, uses and can radiate radio frequency energy and, if not installed and used in accordance with the instructions, may cause harmful interference to radio communications. It has been tested and found to comply with the limits for a Class B digital device, pursuant to part 15 of the FCC Rules. These limits are designed to provide reasonable protection against harmful interference in a commercial installation.

Operation of this equipment in a residential area is likely to cause interference, in which case the user at their own expense will be required to take whatever measures may be necessary to correct the interference.

Any changes or modifications not expressly approved by the manufacture would void the user's authority to operate the equipment.



Safety Precaution

To ensure the best from the product, please read all instructions carefully before using the device. Save this manual for further reference.

- Do not dismantle the housing or modify the module to avoid electrical shock or burn.
- Using supplies not meeting the products' specifications may cause damage, deterioration or malfunction.
- Do not expose the unit to rain, moisture or install this product near water.
- Install the device in a place with fine ventilation.
- Do not twist or pull by force ends of the optical cable. It can cause malfunction.
- Do not use liquid or aerosol cleaners to clean this unit.
- Always unplug the power to the device before cleaning.
- Unplug the power when not used for a long period of time.
- Refer all servicing to qualified service personnel.

Contents

1	Introduction	1
1.1	Product Introduction.....	1
1.2	Features	1
1.3	Packing List	1
2	Panel Description	2
2.1	Front Panel.....	2
2.2	Rear Panel.....	2
3	System Connection	3
3.1	Usage Precautions	3
3.2	System & Connection Diagram UH-2X2VW	3
3.2.1	Normal Usage	3
3.2.2	Cascade Usage.....	4
4	Video Wall Modes	4
5	IR Remote.....	5
6	Technical Specification.....	6
7	After-sales / Customer Service.....	8

1 Introduction

1.1 Product Introduction


Thanks for choosing the 4K60 HDMI 2.0 Video Wall Processor UH-2X2VW. The unit supports 1 HDMI input and 4 HDMI outputs. HDMI input supports resolutions up to 4Kx2K@60Hz 4:4:4 and output resolution is fixed to be 1920x1080p@60Hz. UH-2X2VW supports 9 video wall modes, which can be selected via front panel button and IR remote.

1.2 Features

- HDMI input up to 4Kx2K@60Hz 4:4:4.
- HDCP 2.2 and 1.x compliant.
- Four HDMI output resolution fixed to be 1920x1080p.
- Built in automatic up & down-scaling to 1080p output.
- Controlled by front panel button and IR remote.
- Nine video wall modes(1x1, 1x2, 1x3, 1x4, 2x1, 3x1, 4x1, 2x2, 2x2 Rotation) selectable.
- Cascadable for larger system.
- Mute & Unmute optional for audio output.

1.3 Packing List

- 1x UH-2X2VW: 4K60 HDMI 2.0 Video Wall Processor with 9 video wall modes
- 4x Plastic Cushions
- 2x Mounting Ears
- 2x Mounting Screws
- 1x IR Remote
- 1x Power Adapter (12V DC 1A)
- 1x User Manual

 **Note:** Please contact your dealer immediately if any damage or defect in the components is found.

2 Panel Description

2.1 Front Panel



Figure 2-1 UH-2X2VW Front Panel

- ① **POWER LED:** The LED illuminates green when power is applied.
- ② **IR:** Built-in IR sensor to receive IR signal..
- ③ **AUDIO:** Press the button to turn on/off audio output.
- ④ **MODE:** Press the button to toggle video wall modes.

2.2 Rear Panel

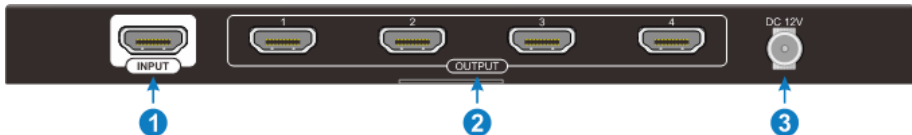



Figure 2-2 UH-2X2VW Rear Panel

- ① **INPUT:** Type-A female HDMI input port to connect a HDMI source.
- ② **OUTPUT:** Four type-A female HDMI output ports to connect HDMI displays.
- ③ **DC 12V:** DC barrel port to connect an AC power adapter.

 **Note:** Pictures shown in this manual are for reference only, different model and specifications are subject to real product.

3 System Connection

3.1 Usage Precautions

- 1) Make sure all components and accessories included before installation.
- 2) System should be installed in a clean environment and has a prop temperature and humidity.
- 3) All of the power switches, plugs, sockets and power cords should be insulated and safe.

3.2 System & Connection Diagrams UH-2X2VW

The following diagrams illustrates the typical input and output connection that can be utilized with 4K60 HDMI2.0 Video Wall Processor UH-2X2VW:

3.2.1 Normal Usage





Figure 3-1 Connection and System Diagram: Normal Usage

 **Note:** Pictures shown in this manual are for reference only, different model and specifications are subject to real product.

3.2.2 Cascade Usage

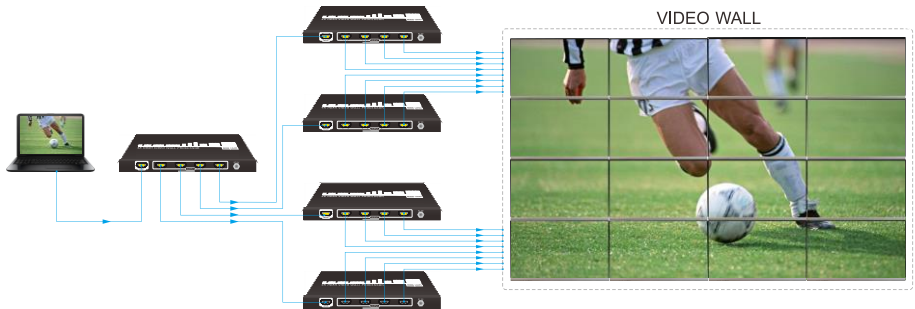


Figure 3-2 Connection and System Diagram: Cascade Usage

4 Video Wall Modes

User can press the button on the front panel or IR remote to toggle 9 video wall modes.

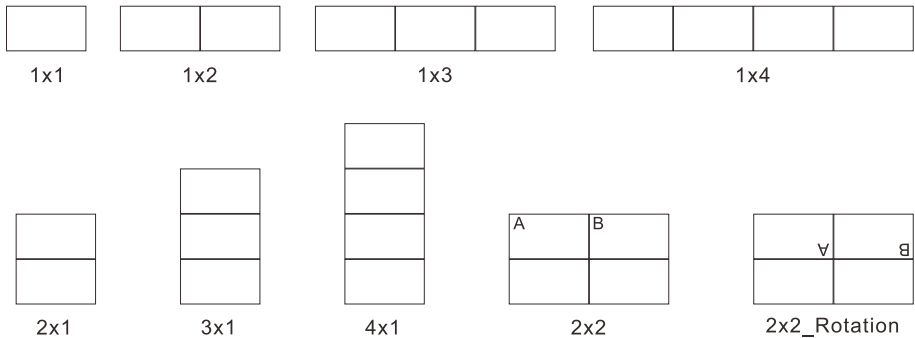


Figure 4-1 Video Wall Modes

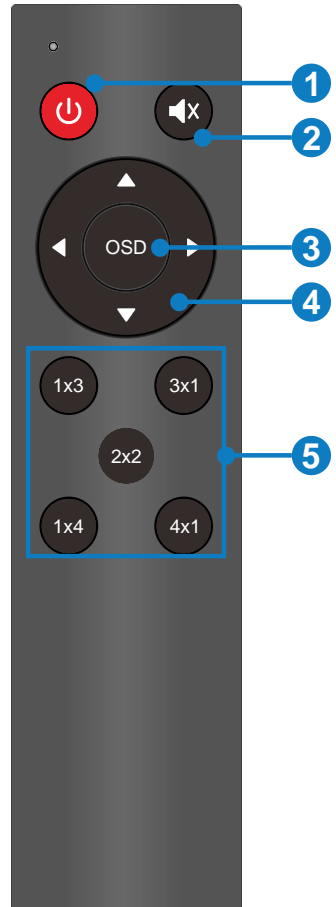



Note: Pictures shown in this manual are for reference only, different model and specifications are subject to real product.

5 IR Remote

The 4K60 HDMI2.0 Video Wall Processor UH-2X2VW has a built-in IR sensor to receive IR control signal from IR remote (included).

- ① Standby button:
Press it to enter/ exit standby mode.
- ② Mute button:
Press it to enter/ exit audio mute mode.
- ③ OSD button:
Press it to show/ hidden OSD.
- ④ Navigation buttons for OSD
- ⑤ Video wall mode select button:
Press them to select video wall mode.
Navigation buttons for previous/ next mode.
2x2 button will toggle between
2x2 mode and 2x2_Rotation mode.




 **Note:** Pictures shown in this manual are for reference only, different model and specifications are subject to real product.

6 Technical Specification

Video Input	
Input	(1) HDMI
Input Connector	(1) Type-A female HDMI, 19 pin
HDMI Input Resolution	Up to 4K@60Hz 4:4:4
HDMI Standard	2.0
HDCP Version	2.2, 1.4 compliant
Video Output	
Output	(4) HDMI
Output Connector	(4) Type-A female HDMI, 19 pin
HDMI Output Resolution	Up to 1920x1080p@60Hz (Full HD, 1080p60)
HDMI Standard	2.0
HDCP Version	2.2, 1.4 compliant
Video Wall Support	
Video Wall Support – Single	1x1, 1x2, 1x3, 1x4, 2x1, 2x2, 2x2 Rotated, 3x1, 4x1
Video Wall Support – Cascade	Up to 6 layers
Control Method	
	Buttons on the front IR Remote

UH-2X2VW: 4K60 HDMI2.0 Video Wall Processor

General	
Color Format	RGB, YCbCr 4:4:4, 4:2:0 [YCbCr 4:2:2 is not supported]
Color depth	24-bit, 30-bit or 36-bit deep color
Audio Format	Supports PCM2.0
Output Latency	< 1ms
Operation Temperature	-5 to +55°C (+23° to +131°F)
Storage Temperature	-25 to +70°C (-13° to +158°F)
Relative Humidity	10% to 90%, non-condensing
Power Supply	Input:100V~240V AC; Output: 12V DC 1A
Power Consumption	11W (max.)
Dimension (W*H*D)	210mm x 18mm x 110mm (8.27 x 0.71 x 4.33 in)
Net Weight	550g

 **Note:** Please adopt high-qualified HDMI cable fully compliant with HDMI 2.0 for reliable transmission and connection.

7 After-sales / Customer Service

Any transport costs are borne by the users during the warranty.

The return of a product to our Customer Service implies the full agreement of the terms and conditions hereinafter. These terms and conditions may be changed without prior notice.

1) Product Limited Warranty: We warrants that its products will be free from defects in materials and workmanship for two years, which starts from the first day you buy this product (The purchase invoice shall prevail).

Proof of purchase in the form of a bill of sale or receipted invoice which is evidence that the unit is within the Warranty period must be presented to obtain warranty service.

2) Scope

These terms and conditions of Customer Service apply to the customer service provided for the products or any other items sold by authorized dealer only.

3) What the warranty does not cover (Warranty Exclusion)

- Warranty expiration.
- Factory applied serial number has been altered or removed from the product.
- Damage, deterioration or malfunction caused by:
 - Normal wear and tear.
 - Use of supplies or parts not meeting our specifications.
 - No certificate or invoice as the proof of warranty.
 - The product model showed on the warranty card does not match with the model of the product for repairing or had been altered.
 - Damage caused by force majeure.
 - Servicing not authorized by distributor.
 - Any other causes which does not relate to a product defect.
- Shipping fees, installation or labor charges for installation or setup of the product.

4) Documentation: Customer Service will accept defective product(s) in the scope of warranty coverage at the sole condition that the defeat has been clearly defined, and upon reception of the documents or copy of invoice, indicating the date of purchase, the type of product, the serial number, and the name of dealer.

5) Technical Support: Email to our after-sales department or make a call, please inform us the following information about your cases.

- Product version and name.
- Detailed failure situations.
- The formation of the cases.

Remarks: For any questions or problems, please try to get help from your local dealer or our customer support (info@ute.de).



U.T.E. electronic GmbH & Co. KG

Tel: +49-2302-28283-0

Fax: +49-2302-28283-10

Email: info@ute.de

Website: www.ute.de