



wti.com/combo

## Console Server + PDU Manager CPM Series

# Out-of-Band Console Access + Power Control + ATS



With 4G LTE Cellular!

### IP-to-Serial Console Management:

- 8 or 16 RS232 RJ45 Serial Console Ports
- Ctrl+Break Command Block Options
- Reverse/Outbound SSH

### Remote Power Management:

- 8 or 16 Switchable NEMA 5-15R or IEC C13 Outlets
- Dual 20 Amp Power Supplies  
(Four 20 Amp Power Supplies on CPM-1600 Models)
- **Optional** Automatic Transfer Switch (ATS) For Failsafe Power
- **Optional** Per Outlet Current Metering & Alarming
- On/Off/Reboot/Default/Load Shed Switching
- Outlet Sequencing & Power Up Delays
- Scheduled Outlet Switching/Reboot
- Ping Watchdog with Auto Reboot
- 120 VAC and 240 VAC Models

### In-Band/Out-of-Band Access:

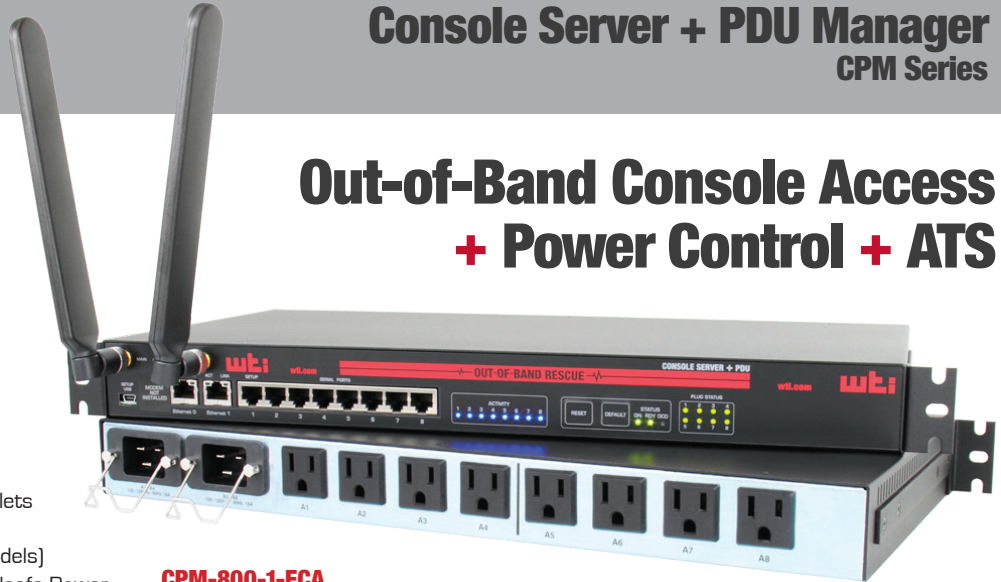
- Primary Ethernet: 10/100/1000
- **Optional** Secondary Ethernet with  
Fallback Capabilities: 10/100/1000
- **Optional** 56k v.92 Modem with Callback Security
- **Optional** 4G LTE Cellular with Wake-Up on Failure
- IP Passthrough for Cellular Failover
- Local Access (RJ45 RS232 & USB Mini Set-up Ports)
- Supports IPv4 and IPv6

### Security & Authentication:

- HTTPS, SSHv2, SNMPv3
- Transport Layer Security (TLS) v1.2
- IPsec (Server/Client) & OpenVPN
- IPtables
- Supports DUO and RSA® Two-Factor Authentication
- SAN Certificate Support
- AAA: LDAP/Active Directory/Kerberos/RADIUS/TACACS+
- Embedded Validated FIPS 140-2 Cryptographic Module
- Port-Specific Password Protection
- Invalid Access Lockout & Alarm

### Automation:

- Modules & Plugins Included in Ansible
- SYSLOG & Streaming Telemetry Support
- SNMP
- Zero Touch Provisioning (ZTP) Support



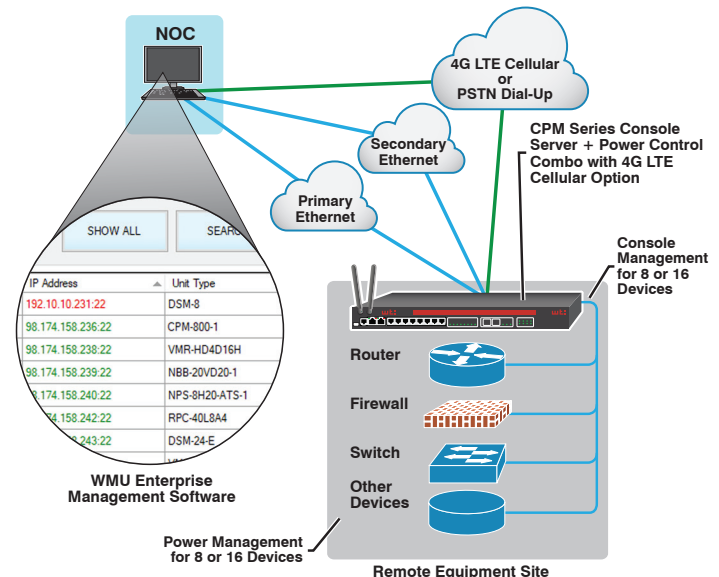
### CPM-800-1-ECA

#### Dual Gigabit Ethernet with W4G Cellular Modem Option

The CPM Series is a comprehensive Out-of-Band Rescue™ solution, including all of the remote network management tools you need in a single convenient device.

When your network is unresponsive, the CPM allows you to access, troubleshoot and restore network services via a single secure session. SSH to multiple console ports and reconfigure your mission critical devices as well as remotely control power on individual outlets.

The CPM Series offers lights out management of your LAN/WAN infrastructure, providing event monitoring, logging and alarms. The CPM can be globally deployed and managed as a stand alone unit or as a complete automation based enterprise Out-of-Band Rescue™ solution.



# OUT-OF-BAND RESCUE™



wti.com/combo

## Console Server + PDU Manager CPM Series

Model Number	Outlets	RS232 Ports	AC Voltage 50/60 Hz	Power Dist. (80% Derated)	Input Feeds	Power Cord (Detachable)	Optional Add-On Features				
							Dual Ethernet	Dial-Up Modem	4G LTE Cellular	ATS	Current Metering
CPM-800-1	(8) NEMA 5-15R	8	100/120V	3.2/3.8 kW	(2) 20 Amp	C19 to NEMA 5-15P, 8'	10/100/1000	v.92	4G LTE	Yes*	Yes
CPM-800-2	(8) IEC 60320 C13	8	100/240V**	3.2/7.6 kW	(2) 20 Amp	(Sold Separately)	10/100/1000	v.92	4G LTE	Yes*	Yes
CPM-1600-1	(16) NEMA 5-15R	16	100/120V	6.4/7.6 kW	(4) 20 Amp	C19 to NEMA 5-15P, 8'	10/100/1000	v.92	4G LTE	Yes*	Yes
CPM-1600-2	(16) IEC 60320 C13	16	100/240V**	6.4/15.3 kW	(4) 20 Amp	(Sold Separately)	10/100/1000	v.92	4G LTE	Yes*	Yes

\* ATS feature requires each input to be loaded no more than 50% capacity of total Power Distribution

\*\* 200/240V AC power supply with ATS Optional Add-on

Model Number Key		Sample Model Number: CPM 800 1 ECAM		
Series				
CPM Console Server + PDU Combo				
Ports/Outlets				
800 8 Ports/8 Outlets		1600 16 Ports/16 Outlets		
Outlet Type				
1 NEMA 5-15R		2 IEC 60320 C13		
Add-On Features				
E Dual Ethernet/Dual Power C Current Metering				
A Automatic Transfer Switch M Dial-Up Modem				
4G LTE Cellular Requires Additional W4G-VZW, W4G-ATT or W4G-EUA Part No.				

<b>Ethernet Port(s):</b>	10/100/1000 BaseT, RJ45
<b>Internal Modem Option:</b>	56K v.92 Internal Modem with Dialback Security
<b>Internal Cellular Option:</b>	4G LTE for Verizon, AT&T or EU
<b>Operating Temperature:</b>	32°F - 140°F (0°C - 60°C)
<b>Humidity:</b>	10 - 90% RH
<b>CPM-800 Dimensions:</b>	Height: 1.75" (4.4 cm), 1 Rack U Width: 17.15" (43.6 cm) Depth: 8.7" (22.1 cm)
<b>CPM-1600 Dimensions:</b>	Height: 3.5" (8.9 cm), 2 Rack U Width: 17.15" (43.6 cm) Depth: 12.5" (31.8 cm)
<b>Shipping Weight:</b>	
CPM-800 Series:	10 Lbs (4.5 Kgs)
CPM-1600 Series:	22 Lbs. (10 Kgs)
<b>Mounting:</b>	19" Rack Brackets Included
<b>Approvals:</b>	UL, cUL, CE, FCC Class A

- ✓ 5 Year Warranty
- ✓ Stocked for Same Day Shipments
- ✓ In-House Design & Manufacturing
- ✓ Made In USA




### Event Monitoring, Logging & Notification:

- Alarms via SNMP, Email or Text Message
- Over-Temperature Alarms
- Ping-No-Answer Alarm (Failed Ping Command)
- Power Cycle & Lost Voltage Alarms
- Temperature, Command & Event Logging
- Buffer Monitoring & Alarms
- No Dialtone & Lost Communication Alarms
- Time Stamp & Non-Connect Port Buffering

### Unit Management:

- RESTful Web Services API
- DHCP/FTP/TFTP/SFTP/SCP
- CLI & HTML5 Web-Based GUI
- Compatible with WMU Enterprise Management Software
- Multiple Concurrent SSHv2 Sessions
- Full MIB Support
- NTP for True Server Sync



**CPM-1600-2-ECM**  
Dual GigE, 16 Port Console Server + 16 Outlet PDU  
with W4G Cellular Modem Option

**OUT-OF-BAND RESCUE™**

WTI - Western Telematic, Inc.

5 Sterling • Irvine • California 92618-2517 • Toll Free (800) 854-7226 • Email: info@wti.com • Web: www.wti.com

© Copyright 2019 Western Telematic, Incorporated  
CPM190510