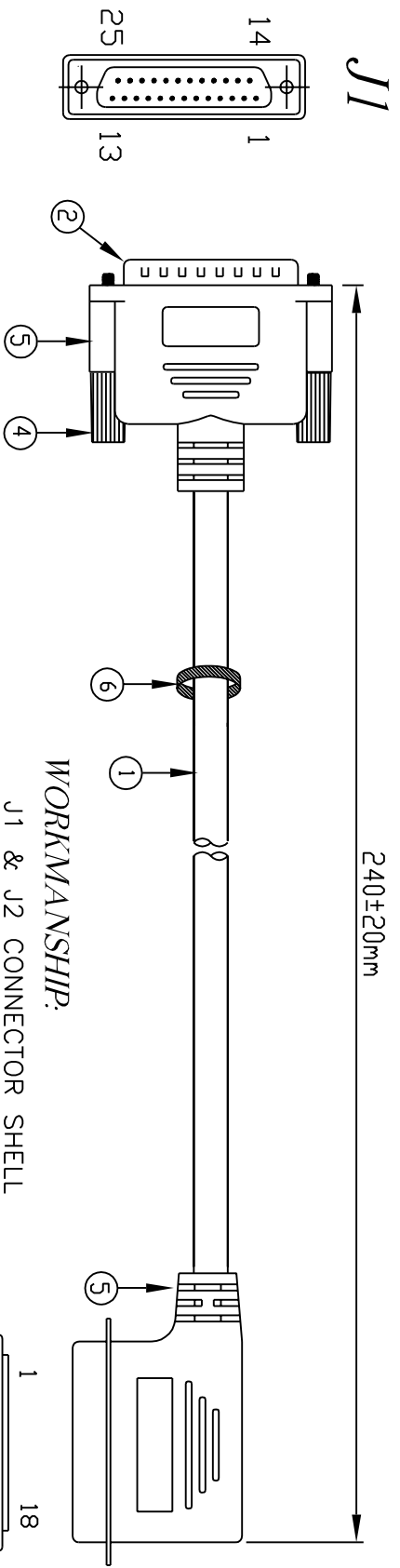
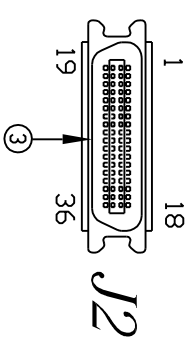


240±20mm

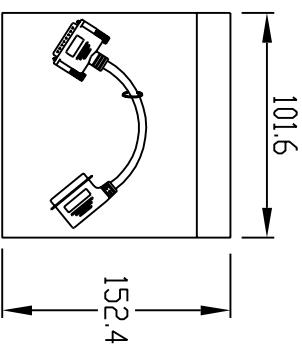
PRODUCT WEIGHT:



WORKMANSHIP:
 J1 & J2 CONNECTOR SHELL
 SHOULD BE SHIELDED WITH
 CU FOIL & 360° SOLDERING.



PACKING DETAIL:
 1PCS/PE BAG.



*** PINOUT DIAGRAM ***

BILL OF MATERIAL

⑥	MATEL D-RING ID(12mm)*DD(13.6mm)*W(3mm).	1 PCS
⑤	4SP PVC, BEIGE COLDR	55.5 g
④	THUMB SCREW: UNCF#4-40, AG4*24.0. BEIGE COLDR MULDING.	2 pcs
③	CENTRONICS 36P MALE SOLDERING TYPE. INSULATION: PBT, BLACK COLDR. CONTACT: BRASS, GOLD FLASH.	1 pcs
②	D-SUB 25P MALE SOLDERING TYPE. INSULATION: PBT, BLACK COLDR. CONTACT: BRASS, GOLD FLASH.	1 pcs
①	UL2464 26AWG 25C+DRAIN+AL FOIL CABLE OD: 8.9mm, JACKET BEIGE(B8533) COLDR	240mm

MOD. DESIGN LIST:
 J1: DW157(CUT)
 DW069(IN)
 J2: DW314(CUT)
 DW313(IN)

J1	1	14	J1	14
J1	2	15	J1	15
J1	3	16	J1	16
J1	4	17	J1	17
J1	5	18	J1	18
J1	6	19	J1	19
J1	7	20	J1	20
J1	8	21	J1	21
J1	9	22	J1	22
J1	10	23	J1	23
J1	11	24	J1	24
J1	12	25	J1	25
J1	13	SHELL	J1	SHELL

REVISION LIST		DRAWG BY		TOLERANCE:		SCALE:	
REV	DESCRIPTION	DATE		.XX =	.XXX =	NONE	
A	INITIAL RELEASE OF DWG	MAY.02.2004				UNIT:	mm
			CHECK BY				
			APPROVED BY			CUST APPROVED	

SPECIFICATION		PART NO:		DWG NO:		REV:	
NO.	Q'TY						
SPECIFICATION		CUST NO:		CK405004		A	
TITLE :		IBM25C0.24-R/A		SHEET 1 OF 1			
DB25M/36M							